

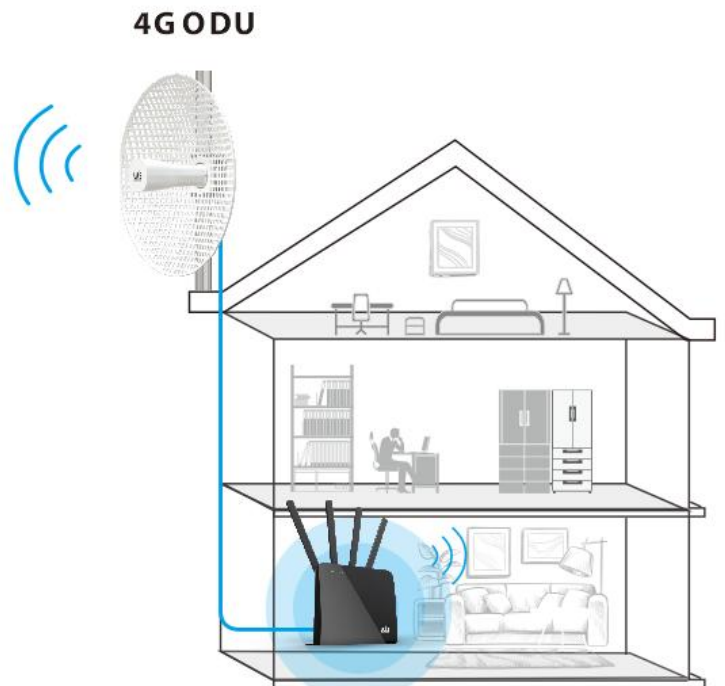
15KM+

4G ODU

20dBi High Gain Hyperbolic Antenna
Long Range High-speed download

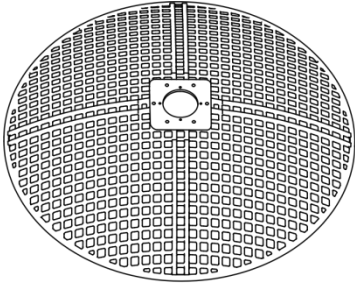


Base station

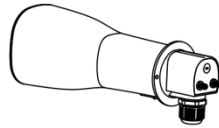


Wi-Fi Router

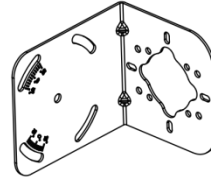
Package Contents



Reflector



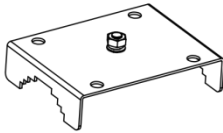
Feedhorn



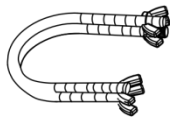
Bracket



Hex wrench



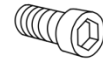
U-groove



U Bolt

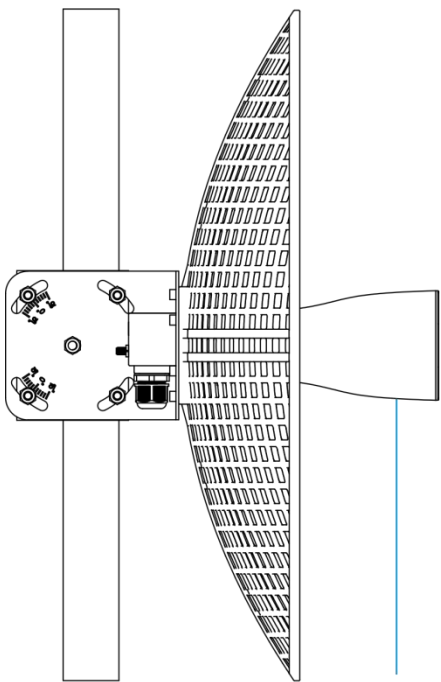


M4 Screws (lock feedhorn)

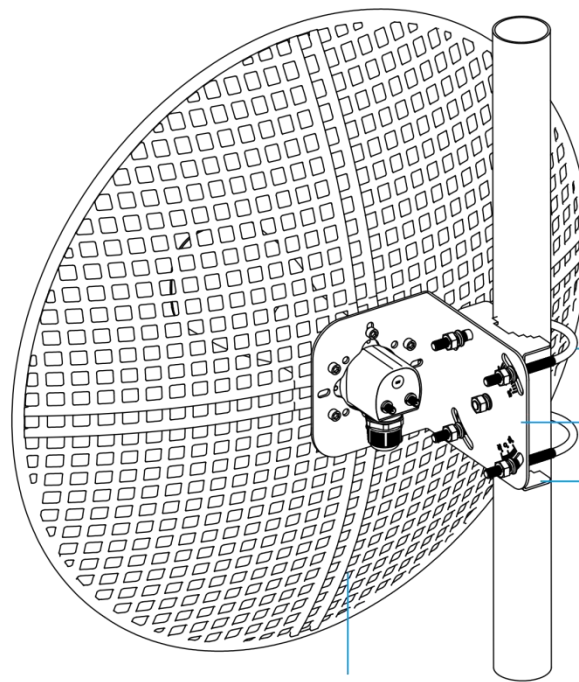


M6 Screws (lock bracket)

Hardware Overview



Feedhorn



Reflector

U Bolt

Bracket

U-groove



Hardware

| Model | ODU20-CAT4 | ODU20-CAT6 |
|---------------------|---|-----------------------------------|
| LTE standard | Category 4 | Category 6 |
| Standard | 3GPP Release 9 | 3GPP Release 11 |
| Modem | Quectel EC200A Mini PCIe | Quectel EP06 |
| Max DL/UL Rate | LTE TDD: 150Mbps/50Mbps | LTE TDD: 300Mbps/50Mbps |
| | LTE FDD: 130Mbps/30Mbps | LTE FDD: 226Mbps/28Mbps |
| | HSPA+/HSDPA: 21Mbps/5.76Mbps | DC-HSPA+ : 42Mbps/5.76Mbps |
| | WCDMA: 384kbps/384kbps | WCDMA: 384kbps/384kbps |
| | EDGE: 236.8kbps/236.8kbps | |
| CPU | GPRS: 85.6kbps/85.6kbps | |
| | MTK7621 CPU@880MHz,Dual-core | |
| Antenna Frequency | 698-3800MHz | |
| Antenna Gain | Max 20dBi | |
| MIMO | 2*2 | |
| Led Indicator | 1*PWR , 1*LTE, 1xETH, 3*Signal strength | |
| Ports | 1*SIM card slot, 1*Gigabit Ethernet ports | |
| Power Supply | Gigabit PoE, Typical value 24V 1A | |
| Ingress Protection: | IP67 | |
| | Pv4, Static Routing, Routing Forwarding | |
| | APN | |
| | Dynamic NAT | |
| Software Functions | SNMP | |
| | DHCP Server | |
| | DHCP Rela | |

Physical Properties

| | |
|-----------------------|---------------------|
| Dish material | aluminum |
| Antenna Size | 60cm |
| Weight | 2.5g |
| Operating Temperature | 0~+40°C |
| Storage Temperature | -20~+70°C |
| Humidity | 95% (No-condensing) |

Order Model

| Models (Category 4) | Modem Information |
|---------------------|-------------------|
| ODU20-CAT4(PH) | EC200A-EU, |
| ODU20-CAT4(EU) | EC200A-EU |
| ODU20-CAT4(SA) | EC200A-EU |
| ODU20-CAT4(US) | EC200A-AU |
| ODU20-CAT4(AU) | EC200A-AU |
| Models (Category 6) | Modem Information |
| ODU20-CAT6(PH) | EP06-E |
| ODU20-CAT6(EU) | EP06-E |
| ODU20-CAT6(SA) | EP06-E |
| ODU20-CAT6(US) | EP06-A |
| ODU20-CAT6(AU) | EP06-A |

CAT 4 Modem Information

| Modem | Quectel EC200A-EU | Quectel EC200A-AU |
|----------------|---|---|
| Suitable area | Europe/Asia Pacific | Latin America/Australia/New Zealand |
| Frequency Band | LTE TDD: B1/B3/B5/B7/B8/B20/B28 LTE FDD: B38/B40/B41 WCDMA : B1/B5/B8 GSM: B3/B8 | LTE TDD: B1/B2/B3/B4/B5/B7/B8/B28/B66 LTE-FDD: B40 WCDMA : B1/B2/B4/B5/B8 GSM: B2/B3/B5/B8 |

CAT 6 Modem Information

| Modem | Quectel EP06-E | Quectel EP06-A |
|----------------|--|--|
| Suitable area | EMEA/APAC/Brazil | North America |
| Frequency Band | LTE TDD: B1/B3/B5/B7/B8/B20/B28/B32 LTE FDD: B38/B40/B41 2 x CA: B1+B1/B5/B8/B20/B28; B3+B3/B5/B7/B8/B20/B28; B7+B5/B7/B8/B20/B28; B20+B32 ②; B38+B38; B40+B40; B41+B41 WCDMA : B1/B3/B5/B8 | LTE TDD: B2/B4/B5/B7/B12/B13/B25/B26/B29/B30/B66 2 x CA: B2+B2/B5/B12/B13/B29; B4+B4/B5/B12/B13/B29 B7+B5/B7/B12/B26; B25+B5/B12/B25/B26; B30+B5/B12/B29 B66+B5/B12/B13/B29/B66 WCDMA : B2/B4/B5 |